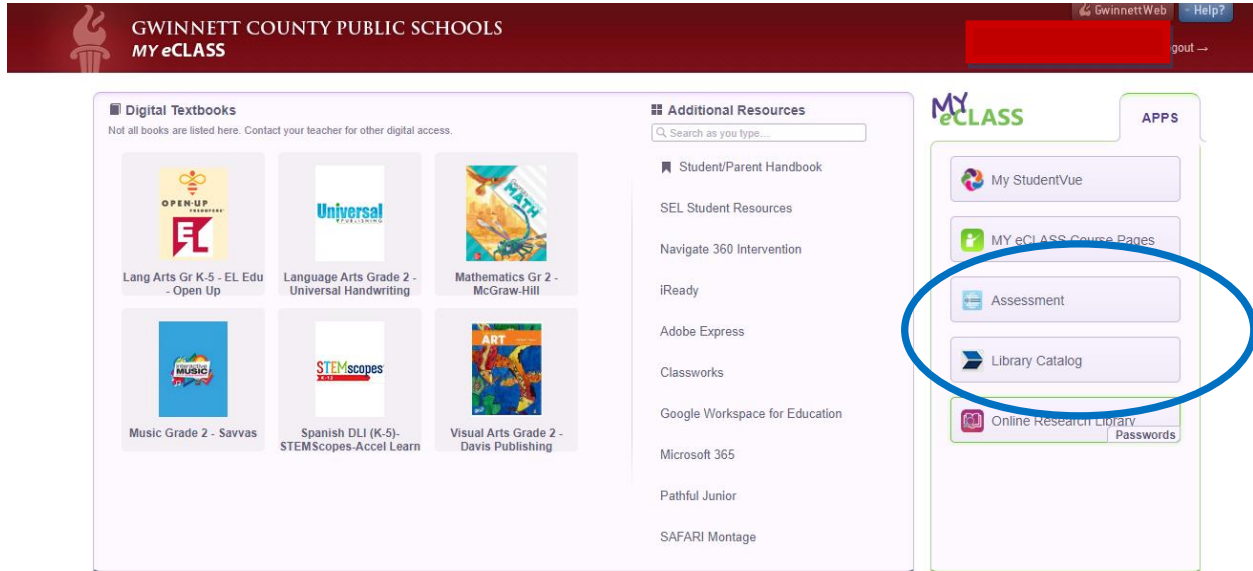
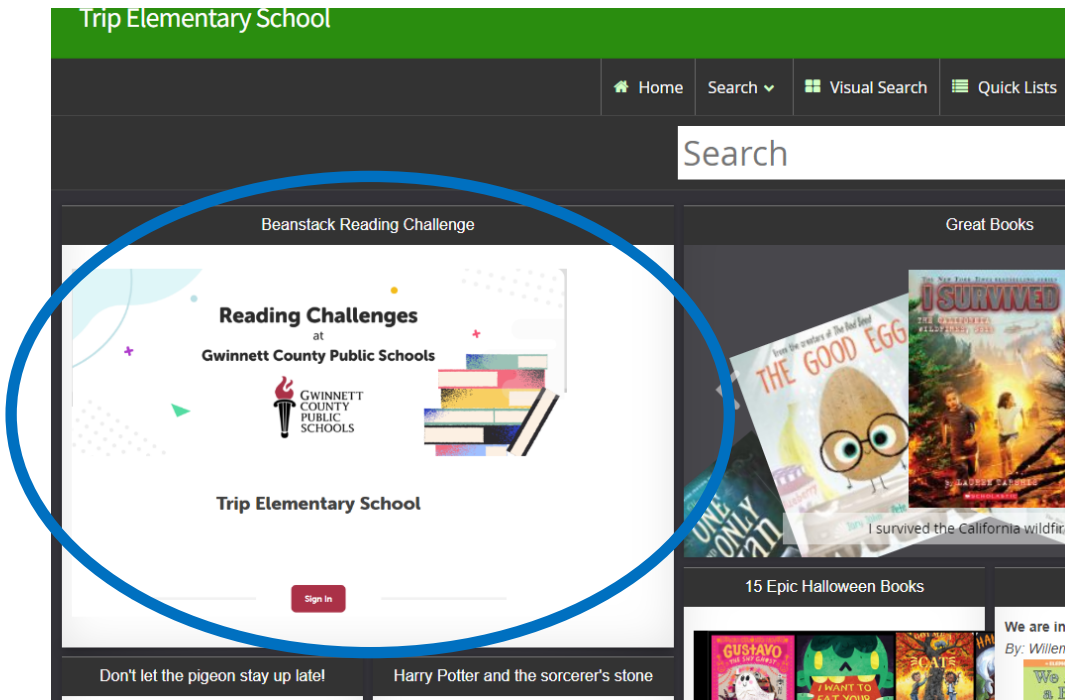


Logging Minutes on Beanstack

Log into the portal and select the library catalog.

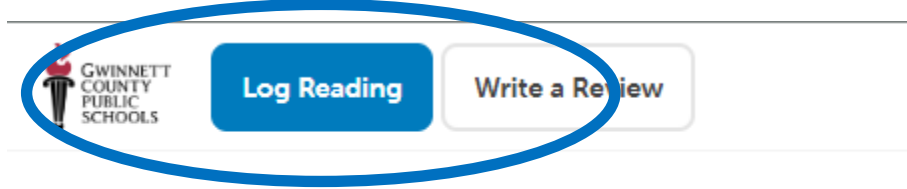


Click on "Reading Challenge" on the left-hand side of the screen.



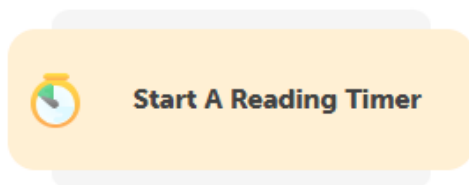
You will log in using your student ID number. Your password is your birthday (two digits for the month and two digits for the day - mmdd).

Click on "Log Reading" in the top right-hand corner.

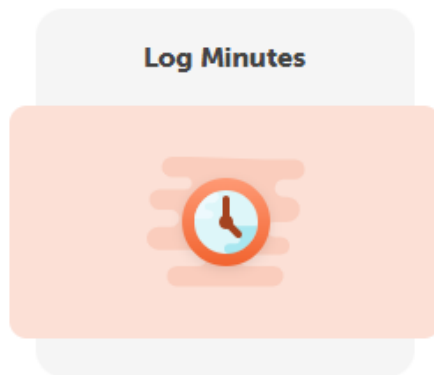


Here, you have two options. You can start a timer, or you can simply log your minutes.


What do you want to log?



~~~~~ OR ~~~~~



When you log your minutes, be sure to log the date, title of the book, and number of minutes read.



## Log Reading

Logging for **AH** Ansley

Select a day.

Days that have minutes logged are marked with a dot.

**October 2024** < >

| Sun | Mon | Tue | Wed | Thu | Fri | Sat |
|-----|-----|-----|-----|-----|-----|-----|
|     |     | 1   | 2   | 3   | 4   | 5   |
| 6   | 7   | 8   | 9   | 10  | 11  | 12  |
| 13  | 14  | 15  | 16  | 17  | 18  | 19  |
| 20  | 21  | 22  | 23  | 24  | 25  | 26  |
| 27  | 28  | 29  | 30  | 31  |     |     |

Title

Author Optional

Time Spent Reading

Start Timer

Did you finish the book?

☐ Finished

Would you like to include a review?

Log Reading